



Plant & Corporate Office :



CPM Systems Pvt. Ltd.

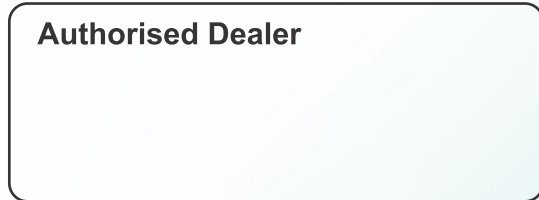
57/1/2, Site-IV, UPSIDC Industrial Area,
Sahibabad, U.P. -201010,

Customer Care : +91 92 92 92 80 80

Email : info@cpmsystems.in, systems.cpm@gmail.com

ISO 9001, 14001, 45001, BIFMA Certified Co.

Authorised Dealer



Printed by : Vardhman Ad Agency # 9963435752

CUBIX
HPL PRODUCTS



COMPANY PROFILE

www.cpmystems.in

OUR MISSION

CPM Systems is dedicated first and foremost to the production of the highest quality products to meet the needs and demands of our customers while achieving an acceptable return on investment. This will be realized both internally and externally by continuous communication between management, employees, suppliers, customers and community, and by ongoing improvement of processes, systems, equipment and use of human resources.

We intend to expand our presence in the marketplace by the development of new products in our (list of major product) lines as well as by exploration of other opportunities for growth when presented.

OUR VISION

CPM Systems is committed to seeking growth and prosperity by achieving a sustainable competitive share of our industry in the Domestic marketplace. We will strive to reach our goals by meeting the needs and expectations of our customers with continuous improvements in quality, productivity, value, new product offerings and customer satisfaction.

It is our intent to develop quality partnerships with our employees, suppliers, customers and the community in which we operate. We wish to continually set standards of excellence, both personally and professionally, which exemplify our dedication to our goals and to the fulfillment of this vision statement.

COMPANY OVERVIEW

For years India's leading brand of modular office furniture, CPM Systems has manufactured products which promises to perform beyond comparison. From developing technology to designs with superior functionality, CPM Systems has always received appreciation from the Industry and customers across nation.

Backed by ISO 9001 awards for offering advanced product line along with world class working systems.

With CPM Systems Cubix it offers you an exceptional restroom space range which gives a complete solution for adding a spectacular look to your restroom.



CPM Cubix is an incredible assortment of restroom solutions, comprising of aesthetically designed restroom cubicles embellished with HPL Board panels which are extensively used for commercial applications and in public areas.


Engineered under indigenous technology, CPM Cubix performs exceptionally even in heavy traffic areas, under high moisture and high humid conditions. Its unique product composition makes it suitable for Indian climatic condition where toughness, performance and strong visual appeal become essential. Since customer satisfaction is the utmost priority we make sure that our extensive range of restroom products are available on a proper supply basis to ensure timely delivery and installation. Along with our dedicated after sale service support we also offer an assurance of unprecedented five years of warranty on our product range.

Features / Advantage


- Offers anti-bacterial compact grade laminate.
- Available in Standard and special dimensions to cater to the needs of physically disabled people.
- Hygienic and easy to maintain.
- Built with nylon polyamide, stainless steel and aluminum hardware fittings.
- Available in various colours. (Plain / Grains).
- High wear and abrasion resistance
- Equipped with emergency opening provisions.
- Resistant to cigarette burns.
- Exceptional water, humidity and high temperatures resistance.
- Noise defending system to avoid disturbing "Door banging" sound.



Material Composition




Frosty White
856



Mysore Ivory
17




Grey
860



Yellow
15



Orange
857



Parrot Green
865



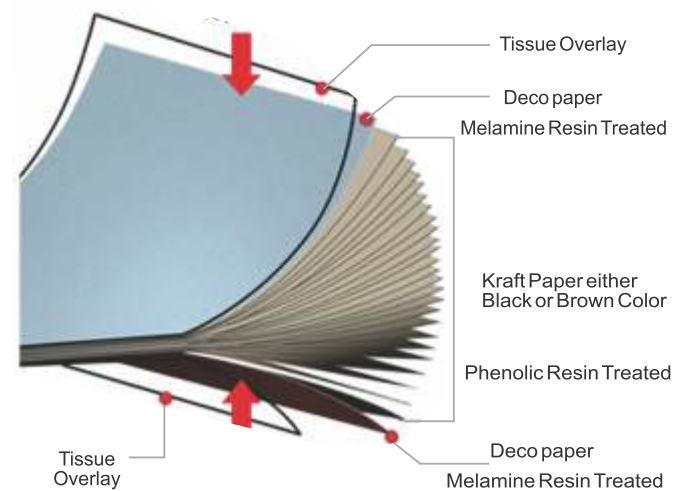
Impact Resistant



Water Resistant



Fire Resistant



Feature

- Solid-core construction
- Architectural black edge design
- Scratch-, Dent-, Water-, Fire- and Impact-resistant
- Made by Multiple layers of resin-impregnated Kraft paper
- Varies colors, patterns and Size

Dimension Detailing

Top Rail Braced Economical and Study



Door
600mm wide, 1720mm high
12mm thick

Pilaster
1820mm high, 12mm thick

Side Divider
1820mm high, 12mm thick

Middle Divider
1800mm high, 12mm thick

Hanging Braced Classical and elaborate



Door
600mm wide, 1820mm high
12mm thick

Pilaster
1820mm high, 12mm thick

Side Divider
1820mm high, 12mm thick

Middle Divider
1800mm high, 12mm thick

Floor Anchored Modern and Contemporary appearance. Especially suitable for low ceiling washroom



Door
600mm wide, 1720mm high
12mm thick

Pilaster
1820mm high, 12mm thick

Side Divider
1820mm high, 12mm thick

Middle Divider
1800mm high, 12mm thick



100mm/150mm
floor clearance



75mm floor clearance

Gap-Free



Door guard bar type



100mm floor clearance

Nylon Hardware Series



* SU - 304 screws are used to fix the partitions



Presenting simplicity at its finest, the nylon hardware series is the typical model for restroom cubicles which provide easy construction and high durability. This model is aesthetically designed with the extruded powder coated / anodised aluminum top rail and polyamide hardware, for giving a clean look to the restroom setup. Its intermediate panel comprises of one undivided piece and has no joints in between. All pilasters as well as doors are 12mm thick.

S. S. Hardware Series



* SU - 304 screws are used to fix the partitions



SS Hardware series is developed for providing higher endurance and spectacular design. Magnificent design united with grade functional features makes it an innovative restroom series offering un-compromised quality at an economical price along with extra ordinary benefits. This model comes with the 12mm thick high pressure compact laminate and combination of stainless steel hardware with extruded aluminum top rail and fixing channels.

Floor Anchored



* SU - 304 screws are used to fix the partitions



It gives your restroom space the feel of eternal magnificence with Stainless Steel 12mm shoe box. Formulated by 12mm thick compact laminate to provide greatest strength to the cubicle setup because of which the top rail arrangement become avoidable. Therefore, its composition creates a clear space at the top and user's height does not become a constraints. This model is recommended for airports, commercial complexes, sports clubs, stadiums and Gyms.

Toilet Cubicle Accessories

S.S. Hardware



Nylon Series (Ivory)




Nylon Series (Black)




Aluminium Profile


Light Weight but strong, it possesses high corrosion resistance smoothness, hard to deformation, also easy to install



Top Rail



U Channel



100mm Shoe Box



75mm Shoe Box

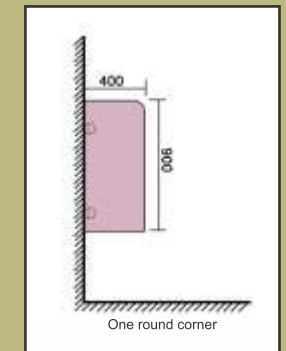
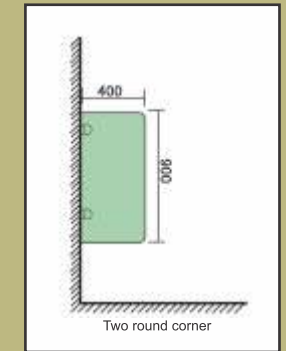
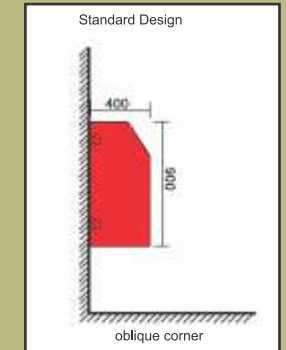


Door Guard



Corner Wrapping

Wall Mounted Screen



Wall Mounting Screens give a new meaning to your restroom space with vibrant colours coupled with rust resistance stainless steel fittings. The screen partitions are made of 12mm thick compact laminate in one piece with chamfered edges with no joints in between which provides a cleaner look to your rest room. Screens are available in exciting colours and shapes.

Standard dimensions are Heigh: 900-1200mm, Depth: 400-550mm and Gape from floor: 500 - 600mm

Lockers

Detail

The standard size of each column is 300mm wide x 400mm deep x 1800mm high.
 Material: Cubix Compact laminate panel
 Edge detail: Radius edge with rounded corners
 Door & Body Colour : Customize
 Aluminum hanging rod is suggested for single and double tier locker




Aluminum Hanging Rod



Ventilation



Leg / Adjustable footing



Single tier locker



Double tier locker



Three tier locker



Four tier locker



Five tier locker



Z tier locker

Cubix Benches

Bench Top



Frame for short back and long back



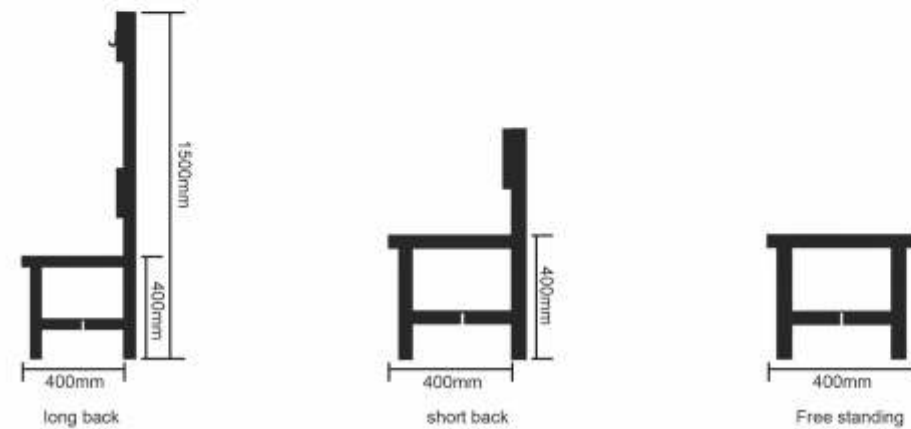
Coat Hook



Frame for free standing



Cubix Bench is widely used in changing room, waiting room gymnasium, sauna room, sport center. Bench top is made of hpl panel. Bench frame is made of 304 stainless steel.



Panels
Cubix 12mm thick compact laminate panel

Frame
304 stainless steel

Type
Free Standing, long back, short back

Dimension
Standard size is 400mm W x 400mm H x 1800mm L

Length is available in 1.2m, 1.5m, 1.8m and 2.4m, etc.



Square Table for Coffee

Model : Cubix - ST01

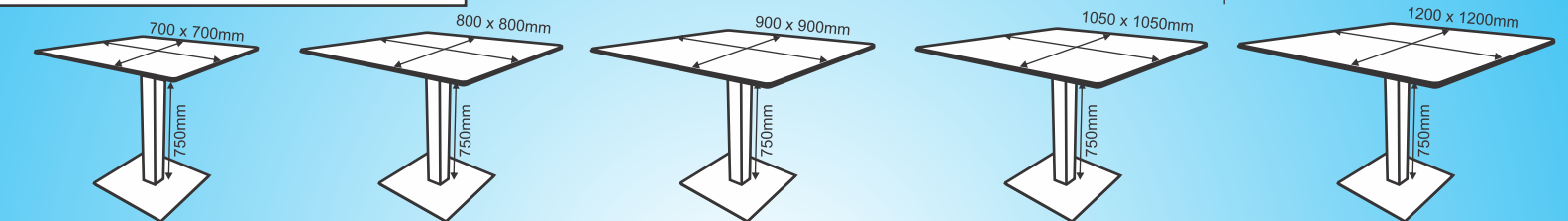
L/W: 700/800/900/1050/1200mm

Thickness : 12mm

Base : Stainless Steel/MS Chrome/MS Powder Coated

Hight : 750mm

Round corner and radius edge



Application

HPL table applies to the supermarket, the school the restaurant, canteen, meeting room etc. They are available in various colours and models. Besides, they are superb in quality and fashionable in design.



Round Table for Coffee

Model : Cubix - RT02

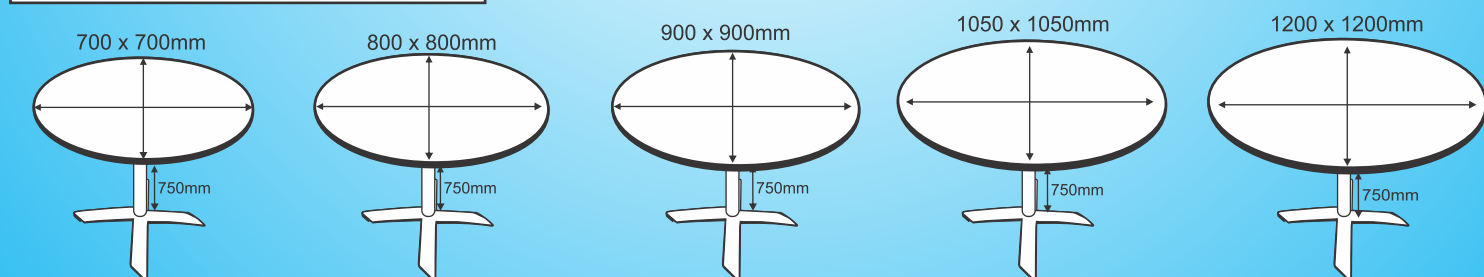
Dia : 700/800/900/1050/1200mm

Thickness : 12mm

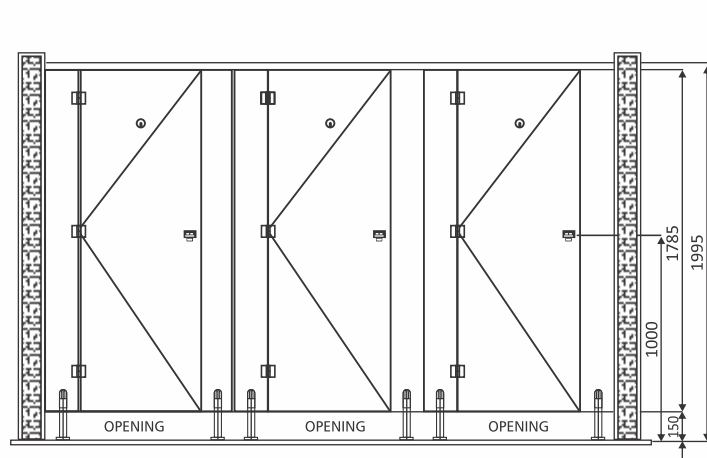
Base : Stainless Steel/MS Chrome/MS Powder Coated

Hight : 750mm

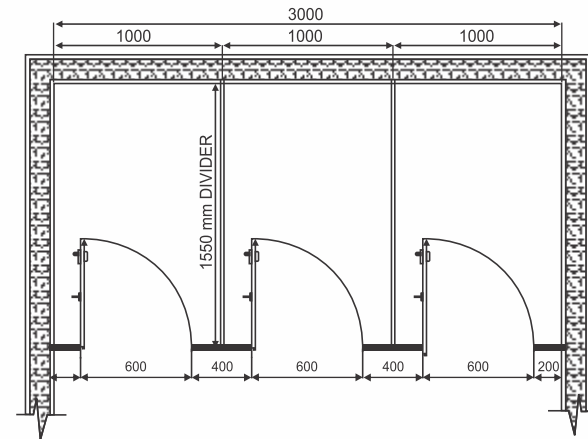
Radius edge



Enclosed Wall Unit (2 L + 1 I)

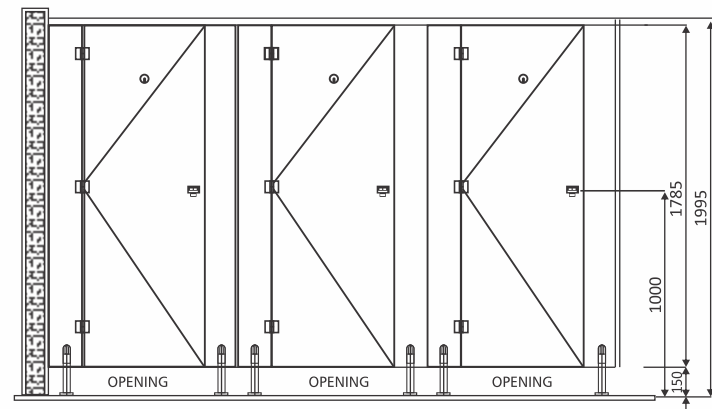


Front View

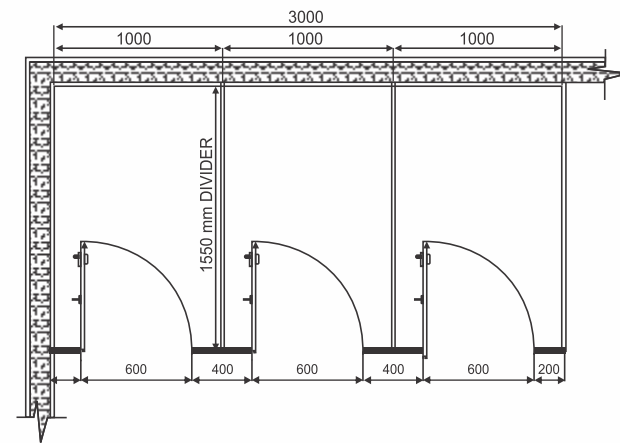


Top View

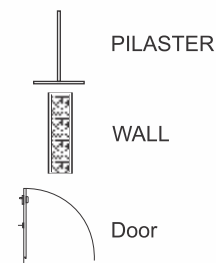
Corner Unit (3 L)



Front View



Top View



HARDWARE FIXING DETAILS

The adjustable foot that supports the pilasters is made from corrosion resistant nylon (Polyamide 6) and its base is anchored to the floor with nylon plug inserted into ground with stainless steel screws. There is a ground clearance of 150mm. Aluminum U-channels are used to attach the divider panel with stainless steel (Grade 304) screw inserts to the wall as well as the mid panel. Aluminum top rail (Grade 6063-T5 Alloy) is used to fix the pilasters at the top. Door stopper channel provides the non-rebating doors and connecting panels with extra ordinary look. Further the door are incorporated with the noise deafening tape to reduce the noise effect.

Hardware Detailing

Each restroom cubicle is equipped with the following set of hardware fittings:

